



SICSSO CONGRESS

The International Society of Cornea,
Stem Cells and Ocular Surface



29_30 JUNE
01 JULY
2023

CATANIA - Italy



FINAL
PROGRAM

www.sicssso.org/2023/

Hotel **Santa Tecla Palace**
Via Balestrate, 100
Acireale (Catania)

BUS

Schedule



Thursday 29 th	
1 st trip 08:30 a.m.	1 st trip 06:00 p.m.
2 nd trip 10:00 a.m.	2 nd trip 07:15 p.m.
3 rd trip 01:00 p.m.	
4 th trip 03:00 p.m.	
Friday 30 th	
1 st trip 07:30 a.m.	1 st trip 06:00 p.m.
2 nd trip 08:30 a.m.	2 nd trip 07:00 p.m.
3 rd trip 09:30 a.m.	3 rd trip 07:15 p.m.
4 th trip 11:30 a.m.	
Saturday 01 st	
1 st trip 07:30 a.m.	1 st trip 01:30 p.m.
2 nd trip 08:30 a.m.	

S.I.C.S.S.O. SOCIAL DINNER FRIDAY 30th

08:00 p.m.

from 4SPA > To: Santa Tecla Restaurant (STOP also at Baia Verde and Sheraton)

11:00 p.m.

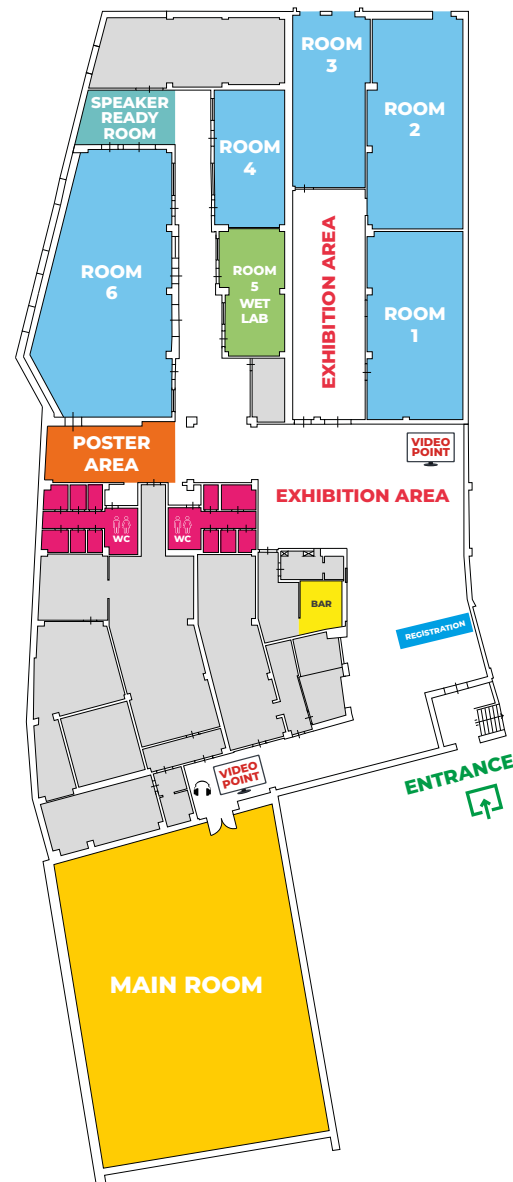
11:30 p.m.

12:00 a.m.

from Santa Tecla Restaurant > To: 4SPA (STOP also at Sheraton and Baia Verde)

CONGRESS VENUE

Santa Tecla Palace Hotel
Via Balestrate 100
95024 Acireale Catania, Sicily



GOLD SPONSORS

Alcon

ALFA INTES 

 **fidia** | EYE CARE



SILVER SPONSORS



OFFHEALTH

VISUfarma
the eye health company

BRONZE SPONSORS



Geuder[®]
Precision made in Germany





OTHER SPONSORS



regenlab
RFP & CELL THERAPY SPECIALISTS

Santen



TEC MED


let's open our eyes

CONGRESS PRESENTATION

Welcome to the XXI S.I.C.S.S.O Congress, which will be held in Catania, in the beautiful Sicily island.

This year, we are honored to **host presenters** coming from **24 countries**. To embrace and celebrate the continuously growing international attendance, S.I.C.S.S.O. has decided that all the sessions in Main Room will be held in English. Simultaneous translation English-Italian will still be available for those colleagues who might need it.

As usual, the Scientific Program has been designed to improve the competence of ophthalmologists by offering an opportunity to present and discuss about different topics on corneal and external diseases, and by fostering an open and welcoming environment to share, debate, spread, and improve the current knowledge.

The Scientific Program in the **main room** offers **live surgeries, lectures and round tables**. All modern minimally invasive keratoplasty surgeries (DMEK, DSAEK, DALK) will be performed by great surgeons. I would suggest **not to miss** our signature Saturday session with **Live Patients Evaluation** and the **Medal Lecture Session** (on Friday 30th at 11.40 am) which every year awards two colleagues that have been distinguish themselves for their precious role and contribution in the field of corneal and ocular surface diseases; this year we are delighted to reward our esteemed colleagues **Dr. Natalie Asfhari** from San Diego (USA) and **Dr. Alessandro Mularoni** from the Republic of San Marino.

The Scientific Program also host the **Ophthalmologist Under 40 Years Old Session**, where younger colleagues share their recent researches, and several **Innovations Sessions**, with news coming from all over the world. At the end of each Innovations Session, the President and Panelists will confer to select the **Best Paper of Session winner**.

This year the program will also offer **Didactic Courses** (in English or in Italian language only) to give the opportunity to create in a more cozy and interactive atmosphere between teachers and attendees.


Last but not least, don't miss the opportunity to practice your surgical skills and participate to the **S.I.C.S.S.O. Wet Labs**, where amazing surgeons will assist you in performing the DALK, DMEK and AMNIOTIC MEMBRANE TRANSPLANTATION on **tissues from Eye Banks**.

I really want to thank all of you for your participation, but a special thanks and appreciation goes to **Professor Teresio Avitabile** and **Professor Pasquale Aragona**, our local organizers, for welcoming us in Sicily and helping us making the S.I.C.S.S.O. 2023 meeting possible.


Happy congress to all.

Vincenzo Sarnicola

S.I.C.S.S.O. APP



S.I.C.S.S.O.
CONGRESS



Download S.I.C.S.S.O. App
and vote your favourite video

The winner will be awarded
in the Main Room on Saturday 1st

App available on Android and Apple iOS
<http://sicssso.org/2023/app/>



CORNEA TRANSPLANT FOUNDATION

President

Edward J. Holland

*Director of Cornea Services
at Cincinnati Eye Institute*



S.I.C.S.S.O. BOARD

Honorary President

Vincenzo Sarnicola

*Chief at
Clinica degli Occhi Sarnicola*

LOCAL ORGANIZERS



Teresio Avitabile

*Director of Clinica Oculistica
at Università di Catania*



Pasquale Aragona

*Director of Clinica Oculistica
at Università di Messina*

INTERNATIONAL BOARD MEMBERS



Rafael Ignacio
Barraquer Compte



Michael W. Belin



Dimitri Dementiev



Rajesh Fogla



Josè L. Guell



Sadeer B. Hannush



Marian S. Macsai



Mark J. Mannis



Victor Perez



Diego Ponzin




Mark Terry



Elmer Y. Tu

LOCAL FACULTY



Caterina Gagliano



Antonio Longo



Anna Maria Roszkowska



Davide Scollo

BOARD 2023



Alessandra Balestrazzi



Luca Buzzonetti



Emilia Cantera



Guido Caramello



Romolo Protti



Maurizio Rolando



Nicola Rosa



Leopoldo Spadea



Paolo Vinciguerra

SENIOR BOARD



Giovanni Alessio



Giorgio Marchini



Vincenzo Maurino



Rita Mencucci



Alberto Montericcio




Alessandro Mularoni

SCIENTIFIC SECRETARIAT



Caterina Sarnicola



Enrica Sarnicola

S.I.C.S.S.O. AWARDS

1) AWARDS TO YOUNG OPHTHALMOLOGISTS UNDER 40 YEARS OLD:

- **BEST ORAL PRESENTATION:**
The winner will be awarded with a prize of **1.000,00 €**
- **BEST POSTER:**
The winner will be awarded with a prize of **500,00 €**
- **MOST ORIGINAL ORAL PRESENTATION:**
The winner will be awarded with a copy of the book **“Keratoconus”**, Elsevier
- **MOST ORIGINAL POSTER:**
The winner will be awarded with a copy of the book **“Keratoconus”**, Elsevier

2) BEST VIDEO:

Watch videos in the **video points** (exhibition area) or through the SICSSO APP and **vote for your favorite video using the SICSSO APP** by Saturday 1st July at 12.00 pm.
The winner will be awarded during the **Awards Ceremony** in the Main Room on Saturday 1st at 1:30 pm.


3) BEST PAPER OF SESSION:

The best paper will be awarded at the end of each **“Innovations” session**.

Download the App



S.I.C.S.S.O.
CONGRESS



GENERAL INFORMATIONS

Organizing Secretariat & Official Housing Bureau Team Srl

Via Massimo D'Azeglio 23 – 58100 Grosseto. Italy

Phone: +39 320 8785274

E-mail: info@sicssso.org

Website: www.sicssso.org/2023

S.I.C.S.S.O. CORNEA TRANSPLANT FOUNDATION

Phone: +39 3317073818

E-mail: foundation@sicssso.org (industries)

Opening times

Thursday, June 30th 09.00 - 19.00

Friday, July 1st 07.30 - 19.00

Saturday, July 2nd 07.30 - 14.00

Congress venue

Hotel Santa Tecla Palace

Via Balestrate 100 - Acireale (Catania)

How to reach the congress venue

Catania can be reached by plane. Its airport is the 4th largest one in Italy with multiple international connections.

The Congress Venue, **Santa Tecla Palace Hotel**, is located in **Acireale (Catania)**, just 45 min away from the airport.

The address is: **Via Balestrate, 100, 95024 Acireale CT**

<https://goo.gl/maps/bVHKGLboakHnbznQ8>

Badge

All participants **must show their personal badge** to have access to the **Congress area**, to the scientific sessions, to the **wet lab sessions** and to **all the other activities** organized by S.I.C.S.S.O.. The QR code on the badge will be necessary to log in in the APP of the meeting. The loss of the badge and the subsequent printing of a new badge will entail the cost of € 50,00. S.I.C.S.S.O. is committed to the health and well-being of our meeting speakers, attendees, exhibitors, staff and meeting contractors.

Certificate of attendance

The certificate of attendance will be sent by email at the end of the meeting. The secretary staff will be happy to provide assistance. Please make sure to provide the secretariat with a correct email address

Insurance

Delegates are advised to take out travel insurance to cover medical expenses, accidents, loss etc, during the meeting. Organizers will not accept any liability for damage or the loss of any Participant's property in any circumstances.

Photos

Participants are informed that an official congress photographer will take pictures during the congress and the social events. Those images will be used only for purposes linked to the event promotion.

Official languages

The official languages of the congress are English and Italian.

Simultaneous translation English-Italian will be available in the main room, where all lectures will be in English language.

Courses and innovations session will be either in English language only or in Italian language only.

Speaker ready room

All presentations are centralized. Speakers are invited to upload their presentation at the speaker ready room no later than **2 hours before "show time"**.

All presenters that participate to S.I.C.S.S.O meeting agree and consent to record and share presentations and/or presentation materials on the S.I.C.S.S.O meeting website, in order to promote the spread of the scientific knowledge.

Registration fees *Prices are VAT excluded (22%)

Registration for Nurse and Orthoptist: € 50,00 + VAT

Resident Registration: € 300,00 + VAT

Ophthalmologist Registration: € 500,00 + VAT

Due to the Italian Law (L.208/2015) it is forbidden to transfer cash between different subjects for an amount exceeding € 2.000,00. Therefore please kindly note that on site payments will only be accepted by credit cards.













PROGRAM AT A GLANCE

 **Main Room: official language English.**
Simultaneous translation English-Italian available

 Courses and Innovations Sessions will be in either
English language only or Italian language only

Poster presentation is scheduled on **Thursday 29th from 17:00 to 17:30**
in the POSTER AREA








THURSDAY 29th

	MAIN ROOM & LIVE SURGERY	ROOM 1	ROOM 2		ROOM 3	ROOM 4	ROOM 5 - WET LAB ROOM	ROOM 6
10:00-11:30		 YOUNG OPTHALMOLOGISTS CONTEST	 INNOVATIONS 1 Dry Eye & Keratoplasty					
11:30-13:00			 INNOVATIONS 2 EK & Endothelium					
13:00-14:00	BREAK	BREAK	BREAK		BREAK	BREAK	BREAK	BREAK
14:00-14.55		 NOVITÀ PER IL CHERATOCONO Director: A. M. ROSZKOWSKA	 TAKE DMEK TO THE NEXT LEVEL Director: A. S. BARDAN		 THE ART OF PUPILLOPLASTY Director: H. YASSIN	 INTERNATIONAL DRY EYE ACADEMY Directors: R. FASCIANI C. ORIONE	 WET LAB 1 DALK V. MAURINO, A. Y. CHEUNG, S. MIAN	 INNOVATIONS 3 Miscellaneous
15:00-17:00	 KERATOCONUS & LIVE SURGERY							
17:00-17:30	BREAK	BREAK	BREAK		BREAK	BREAK	BREAK	BREAK
17:30-19:00	 KERATITIS & LIVE SURGERY						 WET LAB 2 PRELOADED DMEK G. ALESSIO J. ALIÒ DEL BARRIO S. DENG	

FRIDAY 30th

	MAIN ROOM & LIVE SURGERY	ROOM 1	ROOM 2		ROOM 3	ROOM 4	WET LAB ROOM	ROOM 6
08:30-09:45		 GLI EMODERIVATI NEL TRATTAMENTO DELLA SUPERFICIE OCULARE Director: C. GAGLIANO	 DALK: SCIENCE TO ACHIEVE A SUCCESSFUL SURGERY Director: H. S. DUA		 NK & OCULOPLASTY Director: M. MARENCO		 WET LAB 3 PRELOADED DMEK D. PONZIN, L. IZQUIERDO, T. KIM	 DMEK CORSO BASE Directors: V. MAURINO, A. ROMANI
09:45-10:00	BREAK	BREAK	BREAK		BREAK	BREAK		BREAK
10:00-11:40	 UPDATE ON THE MANAGEMENT OF AK & LIVE SURGERY						 WET LAB 4 DALK R. FOGLA, W. B. LEE, S. SBORDONE	
11:40-12:30	 MEDAL LECTURES							
12:30-13:00	 O.S. INFLAMMATION & PARAINFLAMMATION							
13:00-14:00	 LUNCH COURSE The health of the ocular surface: an integrated approach	 LUNCH COURSE Ray-tracing for IOL selection and pseudo-phakic ametropia correction						
14:00-14:30	BREAK	BREAK	BREAK		BREAK	BREAK	BREAK	BREAK
14:30-15:25		 DALK: CORSO BASE Director: L. MENABUONI	 ANTERIOR SEGMENT TOMOGRAPHY Director: M. BELIN		 TEN GOOD REASONS TO IMPLANT CORNEAL RING Director: A. MULARONI		 WET LAB 5 DMEK S. B. HANNUSH, V. MAURINO, L. MOSCA	 INNOVATIONS 4 LSCD, OSST & Kpro
15:30-17:00	 O.S. RECONSTRUCTION & LIVE SURGERY							
17:00-17:15	BREAK	BREAK	BREAK		BREAK	BREAK	BREAK	BREAK
17:15-19:00	 EK & LIVE SURGERY						 WET LAB 6 AMNIOTIC MEMBRANE H. S. DUA, M. MESSINA, D. G. SAID	

SATURDAY 1st

	MAIN ROOM & LIVE SURGERY	ROOM 1	ROOM 2		ROOM 3	ROOM 4	WET LAB ROOM	ROOM 6
08:30-09:45		 CHERATTI MICROBICHE Director: E. PEDROTTI	 DALK IN CHALLENGING SITUATIONS Director: A. S. BARDAN		 AESTHETICS IN PTERYGIUM SURGERY Director: S. JAIN	 CONDIZIONI SISTEMICHE E SUPERFICE OCULARE Director: P. ARAGONA	 WET LAB 7 DMEK N. PEREIRA, G. MOLONEY, E. SARNICOLA	 INNOVATIONS 5 Keratoconus
09:45-10:00	BREAK	BREAK	BREAK		BREAK	BREAK		BREAK
10:00-13:30	 KEYNOTE LECTURES, LIVE PATIENTS EVALUATION & LIVE SURGERY							
13:30-14:00	 AWARDS CEREMONY							




WET LABs



English language only

WET LABs COURSES

DIRECTORS: *D. Ponzin, A. Ruzza (Mestre, VE)*



Thursday 29th 14.00-15.30 WET LAB 1 - DALK

Director: V. Maurino (UK)

Teachers: A. Y. Cheung (USA), S. Mian (USA)

Thursday 29th 17.30-19.00 WET LAB 2 - PRELOADED DMEK

Director: G. Alessio (Bari)

Teachers: J. Aliò del Barrio (Spain), S. Deng (USA)

Friday 30th 08.30-10.00 WET LAB 3 - PRELOADED DMEK

Director: D. Ponzin (Mestre, VE)

Teachers: L. Izquierdo (Peru), T. Kim (USA)

Friday 30th 10.00-11.30 WET LAB 4 - DALK

Director: R. Fogla (India)

Teachers: W. B. Lee (USA), S. Sbordone (Naples)

Friday 30th 14.30-16.00 WET LAB 5 - DMEK

Director: S. B. Hannush (USA)

Teachers: V. Maurino (UK), L. Mosca (Rome)

Friday 30th 17.15-18.45 WET LAB 6 - AMNIOTIC MEMBRANE

Director: H. S. Dua (UK)

Teachers: M. Messina (Perugia), D. G. Said (UK)

Saturday 1st 08.30-10.00 WET LAB 7 - DMEK

Director: N. Pereira (Brazil)

Teachers: G. Moloney (Canada), E. Sarnicola (Grosseto)

Sponsored by: 
Precision made in Germany

Supported by: 

SCIENTIFIC PROGRAM

THURSDAY 29th



English language.
Simultaneous translation English - Italian
available



English language only



Italian language only



ENGLISH LANGUAGE ONLY

THURSDAY 29th

ROOM 1

10.00 - 13.00: BEST PAPER CONTEST for Ophthalmologists Under 40

AWARDS COMMITTEE: *W. Lisch (Germany), P. Nucci (Milan),
E. Passani (Carrara, MS), D. H. Scorsetti (Argentina), J. Weiss (USA)*

10.00 Introduction

P. Nucci (Milan)

10.05 Evaluation of factors influencing vision-related quality of life in keratoconus patients using the keratoconus outcomes research questionnaire (KORQ)



E. Ferrini, G. Gabriellini, D. Aleo, C. Posarelli, M. Figus (Pisa)

10.11 Corneal epithelium remodeling after epi-off CXL



*F. Franchina, C. Azzaro, U. Camellin, M. Deiana, L. Candela, P. Aragona,
A. M. Roszkowska (Messina)*

10.17 Clinical outcomes of custom ablated topo guided treatments with collagen crosslinking in early to moderate keratoconus



D. Gandluru, S. Devu (India)

10.23 Detection of graft failure in post-keratoplasty patients using automated deep learning



*A. Barraquer, C. Mendez, A. Ferragut, M. Olivera, G. Santolaria,
R. Barraquer (Spain)*

10.29 Discussion

10.41 Meniscus-shaped stromal lenticule addition keratoplasty for corneal regularization and thickening in advanced keratoconus



M. Anastasi, E. Pedrotti, E. Bonacci, A. Fasolo, S. Fraccaroli, G. Marchini (Verona), R. Vinciguerra, P. Vinciguerra (Milan)

10.47 One-year clinical outcomes following VTR implantation in keratoconus patients



M. Mazzoni, E. B. Marcheggiani, G. Mussoni, K. Mularoni, A. Mularoni (San Marino)

10.53 An unwelcome big bubble: management of Descemet membrane detachment following viscoelastic injection for hypotony



L. E. Doss, F. R. Doss (USA)

10.59 Discussion

11.08 Analysis of engineered corneal endothelium transplanted in an in vivo model



D. Loya-Garcia, J. Zavala-Arcos (Mexico)

11.14 Surgical management of Fuchs' endothelial corneal dystrophy: a treatment algorithm and individual patient meta-analysis of Descemet stripping only (DSO)



N. Din (UK), E. Cohen, M. Popovic, M. Mimouni, L. Gouvea, S. Alshaker, S. Ong Tone, C. C. Chan, A. R. Slomovic (Canada)

11.20 Yogurt technique for Descemet membrane endothelial keratoplasty graft preparation: early clinical outcomes



M. L. Passaro, V. Romano (Brescia)

11.26 Deep-learning prediction of DMEK graft detachment from preoperative AS-OCT



M. Airdi (Brescia), A. Patefield, Y. Meng, Y. Zheng (UK), F. Semeraro, V. Romano (Brescia)

11.32 Posterior stromal ripples increase risk of Descemet's membrane endothelial keratoplasty graft detachment worsening over time



G. Coco (Rome), H. J. Levis, A. Borgia, D. Romano, L. Pagano (UK), G. Virgili (Florence), S. B. Kaye (UK), V. Romano (Brescia)

11.38 New surgical approach to Pre-Descemet's endothelial keratoplasty (PDEK)



T. H. A. Dinh (Vietnam), Y. Y. Kalinnikov, S. Y. Kalinnikova, A. V. Zolotarevskiy (Russia)

11.44 Discussion

12.03 Salzmann nodular corneal degeneration: therapeutic options



C. Azzaro, F. Franchina, R. Spinella, P. Aragona, A. M. Roszkowska (Messina)

12.09 Alcohol delamination of corneal epithelium in recurrent granular dystrophy



M. Messina (Perugia), V. Avadhanam, D. G. Said, H. S. Dua (UK)

12.15 Use of Losartan drops in corneal opacities: rationale and clinical experience




E. B. Marcheggiani, K. Mularoni, L. Rania, G. Mussoni, A. Mularoni (San Marino)

12.21 Double intrastromal corneal ring segment implantation: a new approach for improved clinical outcomes in keratoconus patients




S. P. Coscarelli, L. Torquetti, S. Coscarelli (Brazil)

12.27 Discussion

- 12.39**  **Combined procedure simple conjunctival epithelial transplantation (SCET) and simple limbal epithelial transplantation (SLET) for ocular surface reconstruction due to chemical injury, case report**

E. Bonacci, E. Pedrotti, C. Pagnacco, R. Kilian, G. Marchini (Verona)

- 12.45**  **Sutureless amniotic membrane transplantation in inflammatory corneal perforations**

U. Camellin, A. Meduri, A. Valastro, L. Inferrera, I. Ninotta, G. W. Oliverio, M. Mancini, A. M. Roszkowska, P. Aragona (Messina)

12.51 Discussion

13.00 - 14.00 BREAK

ROOM 2

**10.00 - 11.30: INNOVATIONS 1
DRY EYE AND KERATOPLASTY**

PRESIDENT: *M. Belin (USA)*

PANEL: *L. Buzzonetti (Rome), L. Torquetti (Brazil)*

- 10.00** **Ocular surface disease: smart-imaging method versus polarized light probe**

G. Dattino (Rome)

- 10.07** **The efficacy of a netilmicin/dexamethasone gel combination in the treatment of posterior blepharitis in moderate-severe dry eye patients**

G. W. Oliverio, E. Postorino, P. Aragona (Messina)

- 10.14** **Cross-linking in resistant corneal abscess**

H. Elnashar (Egypt)

- 10.21** **A-Prf membrane to cure a neurotrophic ulcer with hypotension following cyclophotocoagulation for a (POAG) primary open angle glaucoma. A case report**

H. Aaliouet (Morocco), N. Koerber (Germany)

- 10.28 Discussion**

- 10.38** **Efficacy and safety of a novel ophthalmic solution containing 0,2 % Xanthan Gum and 0.025% desonide sodium phosphate for treatment of dry eye disease**

C. Rossi, M. Borselli, S. Vaccaro, G. Carnovale Scalzo, V. Scorcica, G. Giannaccare (Catanzaro)

- 10.45** **Surgical technique of PK/DALK with simultaneous implantation of complete full-ring or incomplete intrastromal ring segments into the graft**
Y. Y. Kalinnikov, S. Y. Kalinnikova (Russia), T. H. A. Dinh (Vietnam), L. Rahimova (Russia)
- 10.52** **Deep anterior lamellar keratoplasty with central baring of Descemet's membrane in eyes with type 2 bubble and opacified pre-Descemet's layer**
M. B. Goweida, A. S. Bardan, M. A. Dowidar (Egypt)
- 10.59** **Modified pre-descemetic DALK for acute hydrops**
M. A. Pulvirenti, M. Zagari (Catania), C. Mazzotta (Siena)
- 11.06** **Using histopathological correlation with microbiological cultures and clinical impressions in post-therapeutic keratoplasty patients to guide treatment and predict recurrences of infections**
A. Koul, H. Nagaraja, S. M. Krishna, R. Shetty (India)
- 11.13** **Discussion & Best Paper of Session**

ROOM 2

11.30 - 13.00: INNOVATIONS 2 EK AND ENDOTHELIUM

PRESIDENT: *D. Ponzin (Mestre, VE)*

PANEL: *L. Izquierdo (Peru), G. Moloney (Canada), M. Terry (USA)*

- 11.30** **Congenital hereditary endothelial dystrophy with progressive sensorineural deafness – Harboyan syndrome: a case report**
C. A. Utine, E. Karatas (Turkey)
- 11.37** **Surgically induced, pharmacologically mediated endothelial corneal proliferation**
R. Kirkova (Milan), I. Tanev (Bulgaria)
- 11.44** **Using human induced pluripotent stem cells (hiPSC) to model corneal endothelial cells (CENCs)**
S. Dsouza, K. Chakrabarty, G. Kundu, R. Shetty, D. Nayak (India)
- 11.51** **Donor characteristics in graft detachment after posterior lamellar keratoplasty for Fuchs endothelial dystrophy and bullous keratopathy**
N. Cardascia, F. Cassano, V. Pastore, G. La Tegola, A. Sborgia, F. Boscia, G. Alessio (Bari)
- 11.58** **Discussion**
- 12.10** **Hemi-ultrathin Descemet stripping automated endothelial keratoplasty (hemi-UT-DSAEK) using pediatric donor corneas in Fuchs endothelial corneal dystrophy: a 1-year follow-up experience**
P. Leon, L. Francescutti, P. Gentile, A. Bonaldo, F. Birattari, D. Camposampiero, D. Ponzin, A. Franch (Venice)

- 12.17 Femto-laser assisted DLEK in CHED: preliminary results**
R. Sohbi, H. Yassin (Egypt)
- 12.24 Endothelial keratoplasty combined with Artisan IOL removal, clear lens extraction and scleral sutured IOL, in high myopic eye with phakic refractive iris-claw lens, subluxated natural lens and bullous keratopathy**
C. Moraru, O. Moraru (Romania)
- 12.31 Descemet membrane endothelial keratoplasty with 20 years old donors guided by real time anterior segment optical coherence tomography (OCT)**
M. Arino Gutierrez, P. Arriola-Villalobos, J. Gegundez, B. Vidal-Villegas, D. Diaz-Valle (Spain)
- 12.38 Combined procedures in pseudophakic and refractive phakic lens eyes needing intraocular lens removal/exchange and endothelial keratoplasty - cases presentations**
O. Moraru, C. Moraru (Romania)
- 12.45 Discussion & Best Paper of Session**

13.00 - 14.00 BREAK

ROOM 1

14.00 - 14.55: RECENTI PROGRESSI NELLA DIAGNOSTICA E TRATTAMENTO DEL CHERATOCONO CON CROSS-LINKING

PRESIDENT: *A. M. Roszkowska (Messina)*

PANEL: *P. Aragona (Messina), L. M. Cavani (Arezzo), A. Longo (Catania)*

- 14.00 Monitoraggio della progressione del cheratocono e dell'efficacia del cross-linking corneale**
G. Giannaccare (Catanzaro)
- 14.10 Stato dell'arte del cross-linking corneale**
R. Mencucci (Florence)
- 14.20 Nuove frontiere del trattamento predittivo e di precisione del cheratocono**
S. Serrao (Rome)
- 14.30 Cross-linking corneale a guida teranostica: risultati preliminari del trial clinico multicentrico ARGO**
A. M. Roszkowska (Messina)
- 14.40 Discussione**

ROOM 2

14.00 - 14.55: TAKING DMEK TO THE NEXT LEVEL

DIRECTOR: *A. S. Bardan (UK)*

PANEL: *M. B. Goweida (Egypt), C. Liu (UK)*

- 14.00 Triple DMEK**
A. S. Bardan (UK)
- 14.10 DMEK plus other procedures**
M. B. Goweida (Egypt)
- 14.20 DMEK in complex eyes**
M. B. Goweida (Egypt)
- 14.30 Management of intraoperative DMEK complications**
C. Liu (UK)
- 14.40 Discussion**

ROOM 3

14.00 - 14.55: THE ART OF PUPILLOPLASTY AND IRIS RECONSTRUCTION SURGERY: TIPS AND TRICKS

DIRECTOR: *H. Yassin (Egypt)*

PANEL: *M. Forlini (Ravenna), S. B. Hannush (USA), R. Sobhi (Egypt)*

- 14.00 Introduction and plan of surgery**
R. Sobhi (Egypt)
- 14.10 Basic suturing techniques and different surgical approaches**
H. Yassin (Egypt)
- 14.40 The artificial iris**
S. B. Hannush (USA)
- 14.50 Discussion**

ROOM 4

**14.00 - 14.55: INTERNATIONAL DRY EYE
ACADEMY COURSE**

DIRECTORS: *R. Fasciani (Rome), C. Orione (Nizza Monferrato, AT)*

PANEL: *L. Gualdi (Rome)*

- 14.00** **Introduzione**
R. Fasciani (Rome)
- 14.10** **Procedure diagnostiche**
L. Gualdi (Rome)
- 14.20** **Terapia medica: novità farmacologiche**
R. Fasciani (Rome)
- 14.30** **Terapia medica: novità tecnologiche**
C. Orione (Nizza Monferrato, AT)
- 14.40** **Discussione**

ROOM 6

**14.00 - 14.55: INNOVATIONS 3
MISCELLANEOUS**

PRESIDENT: *K. A. Colby (USA)*

PANEL: *E. Graue-Hernandez (Mexico), M. Macsai (USA), N. Sharma (India)*

- 14.00** **Intravascular mitomycin for the treatment of cornea neovascularization**
L. Torquetti, S. P. Coscarelli, S. Coscarelli (Brazil)
- 14.07** **Topical alpha 2 beta interferon and conjunctival papilloma: a case report**
N. Rosa, M. Graziano, M. De Bernardo, M. Gioia, F. Cione (Salerno)
- 14.14** **Subclinical ocular surface squamous neoplasia masquerading as pterygium - Significance of HPE study in routinely excised pterygium tissues**
D. Modak, H. Nagaraja, S. MK, S. D'Souza, R. Shaetty (India)
- 14.21** **Novel technique for late scleromalacia in a ciliary body melanoma due to brachytherapy**
M. Gessa-Sorroche, M. I. Relimpio-Lopez, A. M. Garrido-Hermosilla (Spain)
- 14.28** **Studying immune cell trafficking changes on the ocular surface in corneal transplants**
S. Dsouza, R. Shetty, G. Kundu, A. Koul, S. Sethu, P. Archana, A. Ghosh (India)
- 14.35** **Lignous conjunctivitis with plasminogen deficiency treated with topical allogeneic serum drops: a case report**
O. Ozkan, C. A. Utine, I. Durak, Z. Ozbek, A. Yaman, T. Berk (Turkey)
- 14.42** **Discussion & Best Paper of Session**

MAIN ROOM

15.00 - 17.00: KERATOCONUS & LIVE SURGERY

PRESIDENT: *A. Mularoni (San Marino)*

PANEL: *R. Barraquer (Spain), S. Basak (India), B. H. Jeng (USA), P. Vinciguerra (Milan)*

LIVE SURGERY - DALK

- **STREAMING FROM:** *San Marco Hospital (Catania)*

- **SURGEONS:** *R. Fogla (India), L. Mosca (Rome)*

- **MODERATORS FROM OR:** *S. Sbordone (Naples), D. Schiano Lomoriello (Rome)*



- 10' **Stem cell therapy for corneal stroma regeneration**
J. Aliò del Barrio (Spain)
- 10' **Clinical applications of the Belin ABCD progression display**
M. Belin (USA)
- 10' **Corneal collagen crosslinking in children**
M. Henriquez (Peru)
- 10' **Corneal wavefront PRK based on coma axis for keratoconus**
L. Izquierdo (Peru)
- 10' **Management of corneal hydrops**
E. Y. Tu (USA)

17.00 - 17.30 BREAK

MAIN ROOM

17.30 - 19.00: KERATITIS & LIVE SURGERY

PRESIDENT: *R. Mencucci (Florence)*

PANEL: *S. B. Hannush (USA), W. B. Lee (USA), J. B. Rubenstein (USA), D. G. Said (UK)*

LIVE SURGERY - DALK IN INFECTION

- **STREAMING FROM:** *San Marco Hospital (Catania)*

- **SURGEON:** *V. Sarnicola (Grosseto)*

- **MODERATOR FROM OR:** *S. Sbordone (Naples)*



- 10' **Update on Zoster keratitis**
B. H. Jeng (USA)
- 10' **HSV in children**
K. A. Colby (USA)
- 10' **Corneal transplantation for infectious keratitis: a prospective Dutch registry study**
M. Dickman (The Netherlands)
- 10' **C-DU (KE) Calculator: a clinical tool for risk stratification in infectious keratitis**
E. Graue-Hernandez (Mexico)
- 10' **Fungal keratitis: management algorithm**
N. Sharma (India)

SCIENTIFIC PROGRAM

FRIDAY 30th



English language.
Simultaneous translation English - Italian
available



English language only



Italian language only

 ITALIAN LANGUAGE ONLY

ROOM 1

08.30 - 09.45: GLI EMODERIVATI NEL TRATTAMENTO DELLA SUPERFICIE OCULARE

DIRECTOR: *C. Gagliano (Catania)*

PANEL: *M. R. Astori (Alessandria), E. Cantera (Rome), R. Mencucci (Florence)*

08.30 Concentrati piastrinici: quando, come e perchè?
E. Aragona (Milan)

08.40 La banca del sangue cordonale: una realtà siciliana
G. Tancredi (Trapani)

08.50 Siero eterologo da cordone ombelicale: indicazioni, risultati, vantaggi e problematiche
L. Scalia (Catania)

09.00 Siero eterologo da donatore adulto: indicazioni, risultati, vantaggi e problematiche
M. Cennamo (Florence)

09.10 Discussione

09.45 - 10.00 BREAK

FRIDAY 30th

ROOM 2

08.30 - 09.45: DALK: SCIENCE TO ACHIEVE A SUCCESSFUL SURGERY

DIRECTOR: *H. S. Dua (UK)*

PANEL: *S. B. Hannush (USA), M. Nubile (Chieti), D. G. Said (UK)*

- 08.30 Applied anatomy of the posterior cornea**
H. S. Dua (UK)
- 08.40 DALK tips, tricks and trips**
D. G. Said (UK)
- 08.50 DALK: management of intraoperative complications**
S. B. Hannush (USA)
- 09.00 Enhancing visual outcome after DALK**
S. B. Hannush (USA)
- 09.10 Additional lamellar keratoplasty**
M. Nubile (Chieti)
- 09.20 Discussion**

09.45 - 10.00 BREAK

ROOM 3

08.30 - 09.45: NEUROTROPHIC KERATOPATHY & OCULOPLASTY

DIRECTOR: *M. Marengo (Rome)*

PANEL: *A. Y. Cheung (USA), S. Mian (USA)*

- 08.30 Neurotrophic keratopathy - do not be insensitive! Diagnosis and treatment algorithm**
B. H. Jeng (USA)
- 08.40 Topical insulin: use and indications**
D. H. Scorsetti (Argentina)
- 08.50 Efficacy of autologous platelet rich plasma (PRP) eye drops in refractory dry eye disease (DED) patients**
A. R. Slomovic (Canada)
- 09.00 Eyelid malposition**
W. Lee (USA)
- 09.10 Corneal neurotization - surgical innovation update**
A. Kossler (USA)
- 09.20 Gene therapy for neurotrophic keratopathy**
M. Macsai (USA)
- 09.30 Discussion**

09.45 - 10.00 BREAK

ROOM 6

08.30 - 09.45: DMEK CORSO BASE

DIRECTORS: *V. Maurino (UK), A. Romani (Arezzo)*

PANEL: *M. Fioretto (Casale Monferrato, AL), R. Protti (Verbania Domodossola), C. Sarnicola (Arezzo)*

08.30 DMEK e DSAEK a confronto: indicazione, timing e risultati
F. Aiello (Rome)

08.40 Preparazione del donatore e inserimento in camera anteriore: consigli pratici
R. Vinciguerra (Milan)

08.50 Apertura del lembo “endo-out”: trucchi da conoscere ed errori da evitare con le tecniche di tapping
V. Maurino (UK)

09.00 Apertura del lembo “endo-in”: trucchi da conoscere ed errori da evitare con le tecniche pull-through
E. Pedrotti (Verona)

09.10 Gestione postoperatoria: quando fare il rebubbling e come evitare il blocco pupillare
V. Romano (Brescia)

09.20 DMEK e cataratta: pro e contro della chirurgia combinata e “s-combinata”
G. Alessio (Bari)

09.30 Discussione

09.45 - 10.00 BREAK

MAIN ROOM

10.00 - 11.40: UPDATE ON MEDICAL AND SURGICAL MANAGEMENT OF ACANTHAMOEBA KERATITIS & LIVE SURGERY

PRESIDENT: *R. Mencucci (Florence)*

PANEL: *S. Deng (USA), B. H. Jeng (USA), N. Szentmary (Germany)*

LIVE SURGERY - DMEK

- **STREAMING FROM:** *San Marco Hospital (Catania)*

- **SURGEON:** *S. Basak (India)*

- **MODERATOR FROM OR:** *L. Buzzonetti (Rome)*



5' **Patient's perspective of AK**
J. Villa Sinclair (The Netherlands)

10' **Acanthamoeba keratitis: how to make an early diagnosis**
E. Y. Tu (USA)

10' **Medical therapy today**
E. J. Holland (USA)

10' **Polihexanide phase 3: a medical treatment mile stone**
K. A. Knutsson (Milan)

10' **Therapeutic keratoplasty - when, why, and how?**
V. Sarnicola (Grosseto)

7' **Clinical cases**
E. Sarnicola (Grosseto)

7' **Clinical cases**
M. Dickman (The Netherlands)

15' **Round Table Discussion**

MEDAL LECTURES

MAIN ROOM FRIDAY 30th 11.40 - 12.30



English language.
Simultaneous translation English - Italian
available



MAIN ROOM

11.40 - 12.30: MEDAL LECTURES 2023

FACULTY: *P. Aragona (Messina), T. Avitabile (Catania),
E. J. Holland (USA), V. Sarnicola (Grosseto)*



NATALIE AFSHARI (USA)

3^o PRESENTER: *K. A. Colby (USA)*

15^o Corneal transplants, flaps, lasers, bubbles:
recent advances in cornea and refractive surgery



ALESSANDRO MULARONI (SAN MARINO)

3^o PRESENTER: *P. Aragona (Messina)*

15^o Conservative treatment and visual
rehabilitation in keratoconic patients: corneal and
intraocular surgery

S.I.C.S.S.O. CAREER AWARDS



*Salvatore Azzaro (Ragusa)
Giuseppe Ferreri (Messina)
Massimo Fichera (Catania)
Antonio Rapisarda (Catania)
Alfredo Reibaldi (Catania)
Riccardo Sciacca (Acireale)
Attilio Squeri (Messina)*



NATALIE AFSHARI (USA)


Corneal transplants, flaps, lasers, bubbles: recent advances in cornea and refractive surgery



Natalie Afshari, MD is Stuart I. Brown MD Chair in Ophthalmology in Memory of Donald P. Shiley, Chief of Cornea and Refractive Surgery, Vice Chair and Professor of Ophthalmology at the Shiley Eye Institute, University of California, San Diego. Prior to this, she was Professor of Ophthalmology and Director of Centers of Excellence at the Duke University Eye Center. She received her medical degree from Stanford University and her residency and fellowship trainings at Harvard University, Massachusetts Eye and Ear Infirmary.

Dr. Afshari is the recipient of the Senior Achievement Award and the Secretariat Award by the American Academy of Ophthalmology and has been named a Gold Fellow of the Association for Research in Vision and Ophthalmology. She has received the inaugural Top Ten Women in Medicine award by Triangle News, Women Who Mean Business award by San Diego Business Journal, and the Teacher of the Year award at the Duke University Eye Center. She has also been recognized in the Best Doctors in America in each listing for the past decade, and was named in the U.S. News & World Report's Top Doctors List. Most recently, she has been recognized by the American Medical Women's Association as the 2019 recipient of its Women in Science award.

Dr. Afshari is the co-editor of a two-volume cornea book titled "Principles and Practice of Cornea". She is on the editorial boards of six journals: Investigative Ophthalmology and Visual Science, American Journal of Ophthalmology, Survey of Ophthalmology, Eye and Contact Lens, Topics in Ocular Antiinfectives, and Journal of Ocular Pharmacology and Therapeutics. She has previously served on the EyeNet editorial board and BCSC Cornea textbook committee. Currently, Dr. Afshari has been on the BCSC Lens and Cataract textbook committee and the chair of the American Society of Cataract and Refractive Surgery FDA Committee. Her NIH research grant is on the study of Fuchs dystrophy, and she investigates the intricacies of endothelial keratoplasty and regeneration of cornea.



ALESSANDRO MULARONI (SAN MARINO)

Conservative treatment and visual rehabilitation in keratoconic patients: corneal and intraocular surgery



Alessandro Mularoni, MD, is the Chief of the Ophthalmic Department of San Marino Republic Hospital and the Director of the International Center for the Research and Care of myopia.

After achieving his Medical Degree and completing his residency in Ophthalmology at Bologna University, he became the Director of the Unit of Cataract and Refractive Surgery of the Maggiore Hospital of Bologna, that he guided from 1998 to 2015.

As a member board of AMOA (Association of Medical Ophthalmologists for Africa), dr. Mularoni visited several developing countries in Asia and Africa in order to carry out ophthalmic care and surgery as part of humanitarian aid program.

Over the past 20 years, his primary interest has been focused on the research and development of new therapeutic modalities for keratoconic patients visual rehabilitation, especially in the field of the conservative treatments. Following this path, he developed a long time experience with corneal rings implantation, combined corneal CXL and photorefractive Keratectomy, phakic IOLs and toric phakic IOLs, deep anterior lamellar keratoplasty and use of toric IOLs in keratoconic patients with cataract.

During the current medal lecture a new ICR implantation strategy is going to be presented called 'the pachimetryc strategy'.

Dr. Mularoni's clinical areas of interest are corneal surgery, anterior segment and refractive surgery.

He is author and co-author of several articles published in peer-reviewed journals and chapters book, and the main author of the book 'La topografia altitudinale' Fabiano 2005, the first book published in the world in the field of tomographic evaluation of corneal diseases.

He is the current president of the STUEMO (Italian regional society of ophthalmology), member of the Board of the Italian association of cataract and refractive surgery (AICCER), International society of cornea and stem cells (SICSSO), vice-President of Italian society of ophthalmic sciences (SISO), fellow of World College of Refractive Surgery & Visual Sciences (WCRS).

MAIN ROOM

12.30 - 13.00: OCULAR SURFACE INFLAMMATION AND PARAINFLAMMATION

PRESIDENT: *P. Aragona (Messina)*

PANEL: *C. Gagliano (Catania), R. Mencucci (Florence)*

12.30 Parainflammation and dry eye
K. Boboridis (Greece)

12.40 Autoimmune diseases and ocular surface
E. Aragona (Milan)

12.50 Round table discussion

FRIDAY 30th

S.I.C.S.S.O.

Lunch Courses

MAIN ROOM

13.00 - 14.00: FREE LUNCH COURSE

The health of the ocular surface:
an integrated approach

- 13.00 Video introduction & moderators presentation**
E. Cantera (Rome), P. Aragona (Messina)
- 13.10 Dry Eye Disease: classification and treatment. What's new?**
E. Miserocchi (Milan)
- 13.20 FIDIA Hyaluronic Acid 1.0: the evolution of the species**
R. Beninatto (Abano Terme, PD)
- 13.30 Antiseptic therapy in ophthalmology: state of the art**
A. M. Roszkowska (Messina)
- 13.40 Antiseptic therapy in ophthalmology: new clinical evidence**
V. Romano (Brescia)
- 13.50 Discussion**

14.00 - 14.30 BREAK

ROOM 1

13.00 - 14.00: FREE LUNCH COURSE

Ray-tracing for IOL selection and pseudo-
phakic ametropia correction

- 13.00 Introduction**
V. Sarnicola (Grosseto)
- 13.05 Ray-Tracing algorithm applied to the human eye**
G. D'Ippolito (Taranto)
- 13.15 How to treat pseudo-phakic patient with impaired quality of vision**
G. Alessio (Bari)
- 13.25 IOL selection in irregular corneas**
A. Mularoni (San Marino)
- 13.35 Clinical cases with the IOL selected by Ray-Tracing method**
F. Passidomo (Sassari)
- 13.45 Clinical cases of Ray-Tracing customized ablation for pseudo-phakic eyes**
P. Puzo (Bari)
- 13.55 Discussion**

14.00 - 14.30 BREAK

ROOM 1

14.30 - 15.25: DALK STEP by STEP: CORSO BASE

DIRECTOR: *L. Menabuoni (Florence)*

PANEL: *L. Buzzonetti (Rome), F. Montrone (Bari), D. Schiano Lomoriello (Rome)*

14.30 Quali sono le tecniche più diffuse e come scegliere quella più idonea

E. Sarnicola (Grosseto), C. Sarnicola (Arezzo), V. Sarnicola (Grosseto)

14.42 Big bubble: tecnica chirurgica passo dopo passo

S. Sbordone (Naples)

14.54 DALK manuale: tecnica chirurgica passo dopo passo

P. Vinciguerra (Milan)

15.06 Discussione

FRIDAY 30th

ROOM 2

14.30 - 15.25: COMPREHENSIVE COURSE IN CLINICAL APPLICATIONS OF ANTERIOR SEGMENT TOMOGRAPHY

DIRECTOR: *M. Belin (USA)*

TOPICS:

- > *Topography vs tomography*
- > *How elevation differs from curvature*
- > *How elevation is displayed - use of different reference surfaces*
- > *Refractive screening - Belin Ambrosio (BAD) display*
- > *Clinical examples of BAD display in refractive surgery*

FRIDAY 30th

ROOM 3

14.30 - 15.25: TEN GOOD REASONS TO IMPLANT CORNEAL RING

DIRECTOR: *A. Mularoni (San Marino)*

PANEL: *R. Barraquer (Spain), R. Fogla (India), L. Torquetti (Brazil)*

14.30 Introduction

A. Mularoni (San Marino)

14.33 How to manage cases with differing astigmatism and coma axes

R. Barraquer (Spain)

14.41 Personal experience with ICR oval section

R. Fogla (India)

14.49 Pachymetry is the key for success

A. Mularoni (San Marino)

14.57 Management of challenging cases

L. Torquetti (Brazil)

15.05 Discussion

ROOM 6

14.30 - 15.25: INNOVATIONS 4 LIMBAL STEM CELL DEFICIENCY, OCULAR SURFACE TRANSPLANTATION AND KPRO

DIRECTOR: *J. B. Rubenstein (USA)*

PANEL: *M. Henriquez (Peru), E. Pedrotti (Verona)*

14.30 Updates on systemic immunosuppression for ocular surface stem cell transplantation

A. Y. Cheung (USA)

14.37 Contribution of autologous platelet gel for the treatment of severe corneal ulcers: first 10 case report

M. Harouch (Morocco)

14.44 Clinical outcomes, short-term survival and complications of Lucia keratoprosthesis

E. Graue-Hernandez, C. A. Muller-Morales, K. Arteaga-Rivera, D. Jimenez-Collado, A. Ramirez-Miranda, A. Navas (Mexico)

14.51 Long-term results of Boston keratoprosthesis surgery in Polish patients

E. Wylegala (Poland)

14.58 100+ Boston KPro1: outcomes and complications

S. Basak (India)

15.05 First auto-transplant of the entire bulbar ocular surface - "The Turin procedure"

E. Sarnicola (Grosseto), C. Sarnicola (Arezzo), F. Machetta, M. Reibaldi (Turin), V. Sarnicola (Grosseto)

15.12 Discussion & Best Paper of Session

MAIN ROOM

15.30 - 17.00: OCULAR SURFACE RECONSTRUCTION & LIVE SURGERY

PRESIDENT: *E. J. Holland (USA)*

PANEL: *A. Y. Cheung (USA), E. Pedrotti (Verona), D. Ponzin (Mestre, VE)*

LIVE SURGERY - XEN

- **STREAMING FROM:** *San Marco Hospital (Catania)*
- **SURGEON:** *V. Ramovecchi (San Severino Marche, MC)*
- **MODERATORS FROM OR:** *M. Nardi (Pisa), A. Rapisarda (Catania)*



- 10' **I only need a history, slit lamp and some diagnostic stains to diagnose dry eye**
A. R. Slomovic (Canada)
- 10' **Potential markers that discriminate between healthy and aniridia associated keratopathy (AAK) patient cells**
N. Szentmary (Germany)
- 10' **Minor salivary gland transplantation and mucous membrane grafting for Stevens Johnson syndrome. A how to guide**
A. Kossler (USA)
- 10' **Cultivated oral mucosal epithelial transplantation in limbal stem cell deficiency**
M. Elalfy (UK)
- 10' **Myths about ocular surface transplantation**
E. J. Holland (USA)
- 10' **Update on keratoprosthesis**
K. A. Colby (USA)

17.00 - 17.15 BREAK

FRIDAY 30th

MAIN ROOM

17.15 - 19.00: EK & LIVE SURGERY

PRESIDENT: *V. Sarnicola (Grosseto)*

PANEL: *S. Deng (USA), R. Fogla (India), T. Kim (USA), M. D. Straiiko (USA)*

LIVE SURGERY - DMEK

- **STREAMING FROM:** *San Marco Hospital (Catania)*
- **SURGEONS:** *G. Moloney (Canada), N. Pereira (Brazil)*
- **MODERATORS FROM OR:** *V. Maurino (UK), V. Romano (Brescia)*



- 10' **Endothelial cell therapy up-to-date**
E. J. Holland (USA)
- 10' **Bioengineered DMEK; the BASEL approach**
Z. Gatziofas (Switzerland)
- 10' **DMEK in challenging cases**
M. Terry (USA)
- 10' **Endothelial keratoplasty in the unicameral eye**
S. B. Hannush (USA)
- 10' **DMEK and HSV endotheliitis: challenges and outcomes**
S. Basak (India)

FRIDAY 30th

SCIENTIFIC PROGRAM

SATURDAY 1st



English language.
Simultaneous translation English - Italian
available



English language only



Italian language only

 ITALIAN LANGUAGE ONLY

ROOM 1

08.30 - 09.45: CHERATITI MICROBICHE

DIRECTOR: *E. Pedrotti (Verona)*

PANEL: *R. Fasciani (Rome), R. Mencucci (Florence), L. Mosca (Rome), P. Rosetta (Milan)*

08.30 Diagnosi differenziale alla lampada a fessura
R. Mencucci, M. Cennamo, C. De Vitto, M. Buzzi (Florence)

08.40 La tecnologia ci aiuta: laboratorio, confocale, OCT
E. Pedrotti (Verona)

08.50 Update sulla terapia medica
R. Fasciani (Rome)

09.00 PACK CXL: indicazioni, timing e risultati
P. Rosetta (Milan)

09.10 Quando e quale terapia chirurgica
L. Mosca (Rome)

09.20 Discussione

09.45 - 10.00 BREAK

ROOM 2

08.30 - 09.45: DALK IN CHALLENGING SITUATIONS

DIRECTOR: *A. S. Bardan (UK)*

PANEL: *M. B. Goweida (Egypt), M. Nanavaty (UK)*

08.30 Management of type 2 bubble during DALK
M. B. Goweida (Egypt)

08.45 Management of perforations during DALK
M. Nanavaty (UK)

09.00 Postoperative outcomes of DALK with perforations
A. S. Bardan (UK)

09.15 Discussion

09.45 - 10.00 BREAK

ROOM 3

08.30 - 09.45: AESTHETICS IN PTERYGIUM SURGERY

DIRECTOR: *S. Jain (India)*

PANEL: *R. Fogla (India), A. Montericcio (Trapani), C. Sarnicola (Arezzo), M. D. Straiko (USA)*

VIDEO-BASED & PANEL DISCUSSION COURSE ON THE FOLLOWING TOPICS:

- > *Mastering the technique of pterygium excision*
- > *Graft acquisition and adhesion*
- > *Special situations*
- > *Complications and their management*
- > *Current trends in pterygium surgery worldwide*

09.45 - 10.00 BREAK

ROOM 4

08.30 - 09.45: CONDIZIONI SISTEMICHE E SUPERFICIE OCULARE

DIRECTOR: *P. Aragona (Messina)*

PANEL: *C. Gagliano (Catania), A. Roszkowska (Messina)*

08.30 **Genere e superficie oculare**
C. Gagliano (Catania)

08.40 **Patologie autoimmuni e superficie oculare**
E. Aragona (Milan)

08.50 **Disordini allergici e superficie oculare**
G. W. Oliverio (Messina)

09.00 **Patologie neurotrofiche e superficie oculare**
M. Marengo (Rome)

09.10 **Diabete e superficie oculare**
A. Roszkowska (Messina)

09.20 **Discussione**

09.45 - 10.00 BREAK

ROOM 6

08.30 - 09.45: INNOVATIONS 5 KERATOCONUS

PRESIDENT: *R. Barraquer (Spain)*

PANEL: *M. Dickman (Netherlands), G. Gabbriellini (Pisa), N. Rosa (Salerno)*

08.30 **Five years results of iontophoresis-assisted transepithelial corneal cross-linking for keratoconus**
G. W. Oliverio, P. Aragona, A. M. Roszkowska (Messina)

08.37 **Keratoconus and personality traits: a case-control study**
F. Aiello, G. Gallo Afflitto, F. Ceccarelli, F. Garziona, C. Pinci, G. Di Lorenzo, A. Siracusano, C. Nucci (Rome)

08.44 **Epithelial mapping for keratoconus screening**
J. Aliò del Barrio (Spain)

08.51 **Topography-guided transepithelial photorefractive keratectomy to smooth the corneal surface in a patient previously treated with radial keratotomy**
S. Giugno (Caltanissetta)

08.58 **Discussion**

09.06 **Epithelium on CXL - EpiSmart phase 3 trial**
M. Belin (USA)

09.13 **Assessment of the in-vivo corneal biomechanics effect of intracorneal ring segments in keratoconus: long term results**
R. Vinciguerra (Milan), L. Fernández-Vega-Cueto, A. Poo-Lopez, D. Madrid-Costa (Spain)



- 09.20 Donut shaped deep anterior intrastromal corneal keratoplasty as an alternative treatment in keratoconus**
S. Coscarelli, S. P. Coscarelli, L. Torquetti (Brazil)
- 09.27 Forget the cornea! Clear lens extraction with intraocular pinhole as a new treatment option for keratoconus**
B. Trindade, F. C. Trindade, C. C. Trindade (Brazil)
- 09.34 Discussion & Best Paper of Session**

09.45 - 10.00 BREAK

MAIN ROOM

10.00 - 13.30: KEYNOTE LECTURES, LIVE PATIENTS EVALUATION & LIVE SURGERY

- PRESIDENTS:** *V. Maurino (UK), R. Mencucci (Florence)*
- PANEL:** *H. S. Dua (UK), R. Foti (Catania), N. Pereira (Brazil), V. Sarnicola (Grosseto), M. Terry (USA)*
- SLIT LAMP EXAMINER:** *E. J. Holland (USA)*

LIVE SURGERY - DSAEK & DALK

- **STREAMING FROM:** *San Marco Hospital (Catania)*
- **SURGEONS:** *D. Scollo (Catania), V. Scoria (Catanzaro)*
- **MODERATORS FROM OR:** *An. Balestrazzi (Grosseto), G. Caramello (Cuneo)*



- 10'** **Impact of antifungal supplementation on endothelial keratoplasty in the US**
W. B. Lee (USA)
- 10'** **Complication avoidance and management in DMEK surgery**
M. D. Straiko (USA)
- 10'** **Impact of vaccination in keratoplasty**
S. Mian (USA)
- 10'** **Pearls and pitfalls in DSEK/DMEK surgery**
T. Kim (USA)
- 15'** **Live patients evaluation 1**
Case Presenter: A. M. Roszkowska (Messina)



- 10' **Utility of multimodal imaging for the diagnosis and management of limbal stem cell deficiency**
S. Deng (USA)
- 10' **Graft under pressure**
L. de Benito-Llopis (UK)
- 10' **New developments in Fuchs dystrophy**
C. Sarnicola (Arezzo)
- 10' **Common mistakes in ocular surface tumor management**
J. B. Rubenstein (USA)
- 10' **How to make a differential diagnosis among corneal dystrophies: history, slit lamp features, prognosis**
J. Weiss (USA), W. Lisch (Germany)
- 10' **Ocular surface inflammation: what's new?**
P. Aragona (Messina)
- 10' **Ocular graft versus host disease**
M. Vanathi (India)
- 15' **Live patients evaluation 2**
Case Presenter: C. Gagliano (Catania)

MAIN ROOM

13.30 - 14.00: AWARDS CEREMONY

AWARDS COMMITTEE:

*W. Lisch (Germany), P. Nucci (Milan),
F. Passani (Carrara, MS), D. H. Scorsetti (Argentina), J. Weiss (USA)*

PANEL:

P. Aragona (Messina), T. Avitabile (Catania), V. Sarnicola (Grosseto)


BEST ORAL PRESENTATION

BEST POSTER

MOST ORIGINAL ORAL PRESENTATION

MOST ORIGINAL POSTER

BEST VIDEO



POSTERS

Poster Area

Poster presentation is scheduled on
Thursday 29th from **17:00** to **17:30** in the Poster Area

AWARDS COMMITTEE:








*W. Lisch (Germany),
P. Nucci (Milan),
F. Passani (Carrara, MS),
D. H. Scorsetti (Argentina),
J. Weiss (USA)*





Candidates for the best poster contest


The Best Poster & Most Original Poster winners will be awarded during the Awards Ceremony in **Main Room** on **Saturday 1st** at **1:30 pm**


POSTERS


- 1**
 **Global prevalence of Fuchs endothelial corneal dystrophy (FECD) in adult population: a systematic review and meta-analysis**
F. Ceccarelli, F. Aiello, M. Cesareo, C. Nucci (Rome)
- 2**
 **In-Office use of cryopreserved amniotic membrane for the treatment of persistent epithelial defect: a sutureless, glue-free technique**
A. Di Maggio, M. Marullo (Pescara)
- 3**
 **Autologous simple conjunctival epithelial transplantation for primary pterygium**
E. Bonacci, E. Pedrotti, A. Fasolo (Verona), M. Bertolin, D. Ponzin (Mestre, VE), G. Marchini (Verona)
- 4**
 **Microscopic corneal epithelial changes and clinical outcomes in simple limbal epithelial transplantation surgery after treatment with amniotic membrane eye drops**
R. Kilian, E. Bonacci, C. Rizzo, A. Fasolo, (Verona), A. De Gregorio (Bassano Del Grappa, VI), F. Bosello (Verona), D. Ponzin (Mestre, VE), G. Marchini, E. Pedrotti (Verona)
- 5**
 **Ocular surface complications in chronic liver disease - a case report**
C. De Vitto, R. Mencucci, M. Cennamo (Florence)
- 6**
 **Mystery case: corneal deposits in patients affected by multiple myeloma (MM)**
E. B. Marcheggiani, L. Rania, G. Mussoni (San Marino), C. Mularoni (Milan), A. Mularoni (San Marino)
- 7**
 **Study of epithelial corneal thickness and its relationship with tear meniscus height in dry eye disease**
F. Franchina, C. Azzaro, P. Aragona (Messina)


8 Post cataract surgery dry eye disease, effectiveness of semifluorinated alkanes (perfluorohexyloctane) eye drops
 *S. A. Bagaglia (Florence)*

9 In vitro antimicrobial activity of a commercial ophthalmic solution containing zinc sulphate 0.02% and benzalkonium chloride 0.01%
 *D. Satta, M. G. Donadu, S. Dore, A. Balloi, A. Satta, A. Pinna (Sassari)*


10 The role of topical povidone-iodine in the management of infectious keratitis: a pilot study
 *C. Pagnacco, E. Pedrotti, E. Bonacci, R. Kilian, A. Fasolo (Verona), A. Marco, J. Manzini, F. Bosello, G. Marchini (Verona)*

11 Effectiveness of topical antiseptics in reducing conjunctival bacterial flora: randomized clinical trial
 *F. Gatti, F. Semeraro, V. Romano (Brescia)*


12 Ocular drug delivery contact lenses: much more than a therapeutic device
 *M. Mazzoni, K. Mularoni, G. L. Possati, F. Garzarella, A. Mularoni (San Marino)*


13 Usefulness of the 3D heads-up NGenuity system in corneal transplant surgery
 *L. Scartozzi, L. Mosca, A. De Filippis, L. Guccione, R. Fasciani, S. Rizzo (Rome)*


14 Ultrastructural analysis of rehydrated human donor corneas after air-drying and dissection by femtosecond laser
 *E. Bonacci (Verona), E. Pedrotti, M. Anastasi, C. Pagnacco, R. Kilian (Verona), D. Ponzin (Mestre, VE), G. Marchini (Verona)*

15 Dexmedetomidine versus Remifentanil monitored anesthesia care during endothelial keratoplasty: a retrospective study
 *M. Cennamo, C. De Vitto, C. Adembri, S. Pierucci, R. Mencucci (Florence)*

16 Effectiveness of phacoemulsification with toric intraocular lens implantation in addressing irregular corneal astigmatism
 *N. Din, M. Bizrah, S. Balal, M. Phylactou, R. Angunawela, S. Fung (UK)*

17 Combining crosslinking with keratoplasty: the DRXL-DALK procedure
 *M. Zagari, M. A. Pulvirenti (Catania), C. Mazzotta (Siena)*

18 Keratoconus caused due to prolonged screen usage
 *D. Gandluru, S. Devu (India)*

19 DMEKs in young adults: clinical outcomes of DMEK performed in patients ≤ 30 years of age
 *S. Maqsood, R. Hussain, M. Nistrata, V. Maurino (UK)*

 **Candidates for S.I.C.S.S.O. Award Contest for ophthalmologists under 40**

20 Epi-off versus iontophoresis epi-on collagen crosslinking in treatment of advanced progressive keratoconus

M. R. Astori, A. Mazzucco, E. Rapetti (Alessandria)

21 The use of two 90 degree arc intracorneal ring segments in management of crab claw topographic pattern

H. Elnashar (Egypt)

22 Combined PRK with ray-tracing analysis and transepithelial PTK for treatment of calcific band keratopathy


R. Buonamassa (Bari), F. Passidomo (Sassari), F. Pignatelli, G. Addabbo (Taranto)

23 Functionalized hyaluronic acid for “in situ” matrix metalloproteinase inhibition: a bioactive material to treat the dry eye syndrom

G. Greco, S. Burgalassi, M. Fragai, O. Francesconi, L. Cerofolini, D. Monti, G. Leone, S. Lamponi, A. Magnani, C. Nativi (Siena)

24 Beneficial effects of Rho-associated Protein Kinase inhibitor eye drops in corneal endothelial cells

L. Daham (Algeria)



VIDEOS

Maximum Length: 4 minutes

Video will be available *non stop* in the exhibition area and through the App

Vote the best video through the App by **Saturday July 1st** at 12:00 p.m.

Download the App



The Best Video winner will be awarded during the Awards Ceremony in **Main Room** on **Saturday 1st at 1:30 pm**



VIDEOS

- 1 A scary movie DALK type II bubble rupture**
H. Yassin (Egypt)
- 2 IOL exchange with redmek**
H. Yassin (Egypt)
- 3 DALK for corneal ulcer**
S. Scalia, M. Sanfilippo (Enna)
- 4 Treatment of corneal neovascularization prior to DALK**
A. Y. Cheung (USA)
- 5 Femtosecond assisted mushroom shape DALK guided by anterior segment OCT**
M. Arino Gutierrez, A. Villarrubia-Cuadrado, J. García-Bella (Spain)
- 6 When the Intraoperative OCT can rescue your big bubble DALK**
A. M. Hassan (Egypt)
- 7 Combined DALK and cataract surgery for keratoconus**
S. Lippera, G. Pallotta, P. Ferroni, S. Morodei (Fabriano), M. Lippera (UK)
- 8 Perforating keratoplasty combined with open-sky lollipop technique in dense brunescant cataract with small pupil**
A. Meduri, U. Camellin, A. Salsa, P. Aragona (Messina)
- 9 A challenging case: combined posterior vitrectomy, glaucoma surgery and PK**
M. Fioretto (Casale Monferrato, AL)
- 10 Keratoplasty in difficult cases**
F. Massignan, A. Galan (Padua)
- 11 How a stitch in time saved vision in a post PUK precious eye**
A. Koul, D. Modak, Y. Shivanna, R. Shetty (India)

- 12 A case of corneal perforation**
S. Luceri, M. Coppola (Monza)
- 13 Mini DSAEK, phaco and IOL for patient with rheumatoid arthritis and a corneal perforation**
N. Din (UK), A. R. Slomovic (Canada)
- 14 Scleral patch autograft in corneal melting**
S. Scalia, M. Sanfilippo (Enna)
- 15 Always there is a hope**
H. Elnashar (Egypt)
- 16 Three different strategies for total corneal opacity**
R. Fasciani, L. Mosca, L. Guccione (Rome)
- 17 Reshaping the cornea: a corneal “facelift” for pellucid marginal degeneration**
D. Loya-Garcia (Mexico)
- 18 Double blue descemetorhexis**
V. Ramovecchi (San Severino Marche, MC)
- 19 “The spinning technique” for unfolding tightly scrolled DMEK grafts**
N. Din (UK), M. Phylactou, A. Vasquez-Perez, C. Liu (Canada)
- 20 DMEK preparation: marking complication and pre descemet layer**
M. Airaldi (Brescia), C. Rocha de Lossada (Spain), F. Semeraro, V. Romano (Brescia)
- 21 DMEK in iridocorneal endothelial (ICE) syndrome**
H. Yassin (Egypt)
- 22 Technique for descemetorhexis under ophthalmic viscosurgical devices and air**
G. Coco (Rome), L. Pagano, A. Borgia, S. B. Kaye (UK), V. Romano (Brescia)
- 23 Intraoperative OCT, could be a game changer in DMEK?**
A. M. Hassan (Egypt)
- 24 The triple ripple - the tale of a topical triple DMEK**
D. Modak, Y. Shivanna, R. Shetty (India)
- 25 The giant leap**
B. Trindade (Brazil)
- 26 DMEK after fibrosed DSAEK**
M. Gessa-Sorroche, J. Giménez-Almenara Amo, A. Carrero Collantes (Spain)
- 27 Descemet stripping automated endothelial keratoplasty for corneal decompensation in the setting of pseudoexfoliative syndrome, with posterior chamber intraocular lens**
O. Moraru, C. Moraru (Romania)
- 28 Quadruple procedure for visaul rehabilitation of endothelial decompensation following phakic intraocular lens implantation: a modified surgical technique**
P. Leon, F. Birattari, A. Franch (Venice)
- 29 Limbar dermoid cyst excission**
L. Mosca, L. Guccione, R. Fasciani, L. Scartozzi, S. Rizzo (Rome)
- 30 Clear cornea post sever chemical burn without keratoplasty**
H. Elnashar (Egypt)
- 31 Autograft limbal stem cells, amniotic membrane and auto serum eye drops for severe chemical burn without keratoplasty**
H. Elnashar (Egypt)
- 32 Giant choroidal melanoma: ocular enucleation and amniotic membrane transplantation**
M. Gessa-Sorroche, J. Giménez-Almenara Amo, A. Carrero Collantes (Spain)

Vote for the “Best Video” award using the S.I.C.S.S.O. App by 12:00 p.m. of **Saturday 1st**



SPEAKERS, PANELISTS AND AUTHORS

- H. Aaliouet (Morocco)
G. Addabbo (Taranto)
C. Adembri (Florence)
N. Afshari (USA)
F. Aiello (Rome)
M. Airaldi (Brescia)
D. Aleo (Pisa)
G. Alessio (Bari)
J. Aliò Del Barrio (Spain)
S. Alshaker (Canada)
M. Anastasi (Verona)
R. Angunawela (UK)
E. Aragona (Milan)
P. Aragona (Messina)
P. Archana (India)
M. Arino Gutierrez (Spain)
P. Arriola-Villalobos (Spain)
K. Arteaga-Rivera (Mexico)
M. R. Astori (Alessandria)
V. Avadhanam (UK)
T. Avitabile (Catania)
C. Azzaro (Messina)
S. A. Bagaglia (Florence)
S. Balal (UK)
An. Balestrazzi (Grosseto)
A. Balloi (Sassari)
A. S. Bardan (UK)
A. Barraquer (Spain)
R. Barraquer (Spain)
S. Basak (India)
M. Belin (USA)
R. Beninatto (Abano Terme, PD)
T. Berk (Turkey)
M. Bertolin (Mestre, VE)
F. Birattari (Venice)
M. Bizrah (UK)
K. Boboridis (Greece)
E. Bonacci (Verona)
A. Bonaldo (Venice)
A. Borgia (UK)
M. Borselli (Catanzaro)
F. Boscia (Bari)
F. Bosello (Verona)
R. Buonamassa (Bari)
S. Burgalassi (Siena)
M. Buzzi (Florence)
L. Buzzonetti (Rome)
- C. C. Chan (Canada)
U. Camellin (Messina)
D. Camposampiero (Venice)
E. Cantera (Rome)
L. Candela (Messina)
G. Caramello (Cuneo)
N. Cardascia (Bari)
G. Carnevale Scalzo (Catanzaro)
A. Carrero Collantes (Spain)
F. Cassano (Bari)
L. M. Cavani (Arezzo)
F. Ceccarelli (Rome)
M. Cennamo (Florence)
L. Cerofolini (Siena)
M. Cesareo (Rome)
K. Chakrabarty (India)
A. Y. Cheung (USA)
S. Chiali (Algeria)
F. Cione (Salerno)
G. Coco (Rome)
E. Cohen (Canada)
K. A. Colby (USA)
M. Coppola (Monza)
S. Coscarelli (Brazil)
S. P. Coscarelli (Brazil)
G. D'Ippolito (Taranto)
L. Daham (Algeria)
G. Dattino (Rome)
L. De Benito Llopis (UK)
M. De Bernardo (Salerno)
A. De Filippis (Rome)
A. De Gregorio
(Bassano Del Grappa, VI)
C. De Vitto (Florence)
M. Deiana (Messina)
S. Deng (USA)
A. Derdour (Algeria)
S. Devu (India)
G. Di Lorenzo (Rome)
A. Di Maggio (Pescara)
D. Diaz-Valle (Spain)
M. Dickman (The Netherlands)
N. Din (UK)
T.H.A. Dinh (Vietnam)
M. G. Donadu (Sassari)
S. Dore (Sassari)
F. R. Doss (USA)

L. E. Doss (USA)
 M. A. Dowidar (Egypt)
 S. Dsouza (India)
 H. S. Dua (UK)
 I. Durak (Turkey)
 M. Elalfy (UK)
 H. Elnashar (Egypt)
 R. Fasciani (Rome)
 A. Fasolo (Verona)
 K. Fatiha (Algeria)
 L. Fernández-Vega-Cueto (Spain)
 A. Ferragut (Spain)
 E. Ferrini (Pisa)
 P. Ferroni (Fabriano)
 M. Figus (Pisa)
 M. Fioretto (Casale Monferrato, AL)
 R. Fogla (India)
 M. Forlini (San Marino)
 R. Foti (Catania)
 S. Fraccaroli (Verona)
 M. Fragai (Siena)
 O. Francesconi (Siena)
 L. Francescutti (Venice)
 A. Franch (Venice)
 F. Franchina (Messina)
 S. Fung (UK)
 G. Gabbriellini (Pisa)
 C. Gagliano (Catania)
 A. Galan (Padua)
 G. Gallo Afflitto (Rome)
 D. Gandluru (India)
 J. Garcia-Bella (Spain)
 A. M. Garrido-Hermosilla (Spain)
 F. Garzarella (San Marino)
 F. Garziona (Rome)
 F. Gatti (Brescia)
 Z. Gatziofufas (Switzerland)
 J. Gegundez (Spain)
 P. Gentile (Venice)
 M. Gessa-Sorroche (Spain)
 A. Ghosh (India)
 G. Giannaccare (Catanzaro)
 J. Giménez-Almenara Amo (Spain)
 M. Gioia (Salerno)
 S. Giugno (Caltanissetta)
 L. Gouvea (Canada)
 M. B. Goweida (Egypt)

E. Graue-Hernandez (Mexico)
 M. Graziano (Salerno)
 G. Greco (Siena)
 L. Gualdi (Rome)
 L. Guccione (Rome)
 S. B. Hannush (USA)
 M. Harouch (Morocco)
 A. M. Hassan (Egypt)
 M. Henriquez (Peru)
 E. J. Holland (USA)
 R. Hussain (UK)
 L. Inferrera (Messina)
 L. Izquierdo (Peru)
 S. Jain (India)
 B. H. Jeng (USA)
 D. Jimenez-Collado (Mexico)
 Y. Y. Kalinnikov (Russia)
 S. Y. Kalinnikova (Russia)
 E. Karatas (Turkey)
 S. B. Kaye (UK)
 R. Kilian (Verona)
 T. Kim (USA)
 R. Kirkova (Milan)
 K. A. Knutsson (Milan)
 N. Koerber (Germany)
 A. Kossler (USA)
 A. Koul (India)
 S. M. Krishna (India)
 G. Kundu (India)
 M. L. Passaro (Brescia)
 G. L. Possati (San Marino)
 S. Lamponi (Siena)
 G. La Tegola (Bari)
 W. Lee (USA)
 W. B. Lee (USA)
 P. Leon (Venice)
 G. Leone (Siena)
 H. J. Levis (UK)
 M. Lippera (UK)
 S. Lippera (Fabriano)
 W. Lisch (Germany)
 C. Liu (UK)
 A. Longo (Catania)
 D. Loya-Garcia (Mexico)
 S. Luceri (Monza)
 F. Machetta (Turin)
 M. Macsai (USA)

D. Madrid-Costa (Spain)
 A. Magnani (Siena)
 M. Mancini (Messina)
 J. Manzini (Verona)
 S. Maqsood (UK)
 E. B. Marcheggiani (San Marino)
 G. Marchini (Verona)
 A. Marco (Verona)
 M. Marengo (Rome)
 M. Marullo (Pescara)
 F. Massignan (Padua)
 V. Maurino (UK)
 M. Mazzoni (San Marino)
 C. Mazzotta (Siena)
 A. Mazzucco (Alessandria)
 A. Meduri (Messina)
 L. Menabuoni (Florence)
 R. Mencucci (Florence)
 Y. Meng (UK)
 M. Messina (Perugia)
 S. Mian (USA)
 M. Mimouni (Canada)
 E. Miserocchi (Milan)
 S. Mk (India)
 D. Modak (India)
 G. Moloney (Canada)
 A. Montericcio (Trapani)
 D. Monti (Siena)
 C. Moraru (Romania)
 O. Moraru (Romania)
 S. Morodei (Fabriano)
 L. Mosca (Rome)
 A. Mularoni (San Marino)
 K. Mularoni (San Marino)
 C. Mularoni (Milan)
 C. A. Muller-Morales (Mexico)
 G. Mussoni (San Marino)
 H. Nagaraja (India)
 M. Nanavaty (UK)
 M. Nardi (Pisa)
 C. Nativi (Siena)
 A. Navas (Mexico)
 D. Nayak (India)
 M. Nestrata (UK)
 I. Ninotta (Messina)
 M. Nubile (Chieti)
 C. Nucci (Rome)

P. Nucci (Milan)
 M. Olivera (Spain)
 G. W. Oliverio (Messina)
 S. Ong Tone (Canada)
 C. Orione (Nizza Monferrato, AT)
 Z. Ozbek (Turkey)
 O. Ozkan (Turkey)
 L. Pagano (Milan)
 C. Pagnacco (Verona)
 G. Pallotta (UK)
 F. Passani (Carrara)
 F. Passidomo (Sassari)
 V. Pastore (Bari)
 A. Patefield (UK)
 E. H. Pedrotti (Verona)
 N. Pereira (Brazil)
 M. Phylactou (UK)
 S. Pierucci (Florence)
 F. Pignatelli (Taranto)
 C. Pinci (Rome)
 A. Pinna (Sassari)
 D. Ponzin (Mestre, VE)
 A. Poo-Lopez (Spain)
 M. Popovic (Canada)
 C. Posarelli (Pisa)
 E. Postorino (Messina)
 R. Protti (Verbania Domodossola)
 M. A. Pulvirenti (Catania)
 P. Puzo (Bari)
 L. Rahimova (Russia)
 A. Ramírez-Miranda (Mexico)
 V. Ramovecchi (San Severino Marche, MC)
 L. Rania (San Marino)
 E. Rapetti (Alessandria)
 A. Rapisarda (Catania)
 M. Reibaldi (Turin)
 M. I. Relimpio-Lopez (Spain)
 C. Rizzo (Verona)
 S. Rizzo (Rome)
 C. Rocha De Lossada (Spain)
 A. Romani (Arezzo)
 D. Romano (UK)
 V. Romano (Brescia)
 N. Rosa (Salerno)
 P. Rosetta (Milan)
 C. Rossi (Catanzaro)

- A. M. Roszkowska (Messina)*
J. B. Rubenstein (USA)
A. Ruzza (Mestre, VE)
D. Said (UK)
A. Salsa (Messina)
M. Sanfilippo (Enna)
G. Santolaria (Spain)
C. Sarnicola (Arezzo)
E. Sarnicola (Grosseto)
V. Sarnicola (Grosseto)
A. Satta (Sassari)
D. Satta (Sassari)
S. Sbordone (Naples)
A. Sborgia (Bari)
L. Scalia (Catania)
S. Scalia (Enna)
L. Scartozzi (Rome)
D. Schiano Lomoriello (Rome)
D. Scollo (Catania)
V. Scordia (Catanzaro)
D. H. Scorsetti (Argentina)
F. Semeraro (Brescia)
S. Serrao (Rome)
S. Sethu (India)
R. Shaetty (India)
N. Sharma (India)
R. Shetty (India)
Y. Shivanna (India)
A. Siracusano (Rome)
A. R. Slomovic (Canada)
R. Sobhi (Egypt)
R. Spinella 25
M. D. Straiko (USA)
N. Szentmary (Germany)
G. Tancredi (Trapani)
I. Tanev (Bulgaria)
M. Terry (USA)
L. Torquetti (Brazil)
B. Trindade (Brazil)
C. C. Trindade (Brazil)
F. C. Trindade (Brazil)
E. Y. Tu (USA)
C. A. Utine (Turkey)
S. Vaccaro (Catanzaro)
A. Valastro (Messina)
M. Vanathi (India)
A. Vasquez-Perez (Canada)
B. Vidal-Villegas (Spain)
J. Villa Sinclair (The Netherlands)
P. Vinciguerra (Milan)
R. Vinciguerra (Milan)
G. Virgili (Florence)
J. Weiss (USA)
E. Wylegala (Poland)
A. Yaman (Turkey)
H. Yassin (Egypt)
M. Zagari (Catania)
J. Zavala-Arcos (Mexico)
Y. Zheng (UK)
A. V. Zolotarevskiy (Russia)





INFO



team
eventi

Organizing Secreteriat

Via Massimo D'Azeglio, 23

58100 Grosseto, Italy

Ph: +39 320 8785274

Mail: info@sicso.org (participants)

Website: www.sicso.org/2023